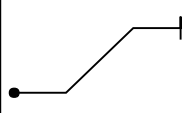
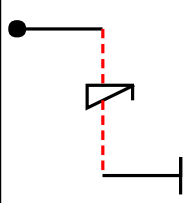
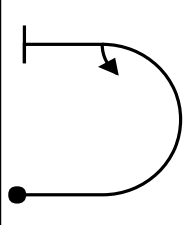
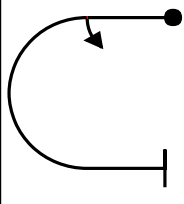

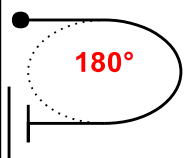




No	Symbol	Cat. No.	K	Total K	Marks		Remarks	Pos	Item	K	Grade		
1		1.1.2.1	7	7	3	5	CGT: Entry No horizontal line (-1,0) Exit No horizontal line (-1,0) ZLA: Pitch +8° (-1,5) HDG: Entry +15° (-3,0) Exit OK Score: 24,5		Pos.				
2		1.1.6.3 9.11.1.4	10 5	15	H	Z	CGT: Entry No horizontal line (-1,0) Spin: -90° (HZ) ZLA: +30° (-6,0) of vertical HDG: Entry OK Exit -130° (HZ) Score: 0		Fig K	56	Total K	56	
3		7.2.2.1 9.1.3.2	6 4	10	H	Z	CGT: Exit -10° (-2,0) Radius: OK Roll: OK HDG: Entry -130° (HZ) Exit -120° (HZ) Score: 0		Penalties				
4		7.2.3.3 9.1.3.2	6 4	10	H	Z	CGT: Entry -10° (-2,0) Exit +10° (-2,0) Radius: OK Roll +5° (-1,0) HDG: Entry -120° (HZ) Exit -145° (HZ) Score: 0		Too Low		Too High		
5		1.1.1.1 9.1.3.4	2 8	10	H	Z	CGT: Entry +10° (-2,0) Exit +8° (-1,5) Roll: 40° more (-8,0) HDG: Entry -130° (HZ) Exit -140° (HZ) Score: 0		Interruptions		Insertions		
6		2.2.1.1	4	4	H	Z	CGT: Entry +12° (-2,0) Exit -8° (-1,5) No constant Altitude (-1,0) Turn rate: OK Bank angle: OK HDG: Entry -140° (HZ) Exit -150° (HZ) Score: 0		Trg Violation		Wing Rocks		
									Disqual Fig		Final Freestyle		
									Other(note...)		Duration	Min	Sec
									Judges Details				
									Signature				
									Name				
									Number				

Result
 Outs: 0
 Overall score: 24,5 means 4,4 % of maximum 560.

_____ Pilot
 A/C
Greg Busby



Matkopuszta LHMP November 2016		Form B
Pilot ID	VWAC Primary	Flight #

